

Implementation of Multilayer Perceptron for OFDM Power-Line Communication

T. Vijayan, Abinethri and B. Kalaiselvi

Abstract— A high-speed data-communication over low-voltage power line has become a hot research topic for electrical advancements in recent years. Power-line communication (PLC), based on orthogonal frequency-division multiplexing (OFDM), is developing rapidly. OFDM is used for high speed data communications. However, it is unable to deal with the orthogonality degradation between the sub channels due to the time-variant characteristics of the multipath power-line channels, which is known as the Inter Channel Interference (ICI) problem. In this paper we propose a nonlinear equalizer based on Multilayer Perceptron trained with a mean square error (MSE) criterion to eliminate the ICI. In this paper first linear equalizer is designed with LMS algorithm. We compare the performance of linear equalizer and nonlinear equalizer based on constellation error probability.

Index Terms— *Orthogonal Frequency-division Multiplexing (OFDM), Power-line Communication (PLC), Multiplayer Perceptron, Nonlinear Equalization, Mean Square Error (MSE).*

I. INTRODUCTION

The low voltage power distribute networks are used as a local loop in communications for a range of customer services in the residential and industrial area, such as several electrical utilities and manufacturers of electrical products in metering, communications and distribution automation. Due to recent demands in the area of communication networks the electrical power supply system is on the way to migrate from a pure energy distribution network to a multi-purpose medium delivering energy, voice and various data services. Especially Internet access is in the focus of the efforts of various research activities.

The power-line communication by OFDM can realize high-speed power-line network. Although power-line channels are bad transmission medium because of their channel transfer functions and additive noise, OFDM can efficiently adapt itself to channel characteristics and achieve good performance. It is possible for OFDM to control its sub-carrier modulation scheme, transmission power and so on because each sub-carrier in the OFDM signal is orthogonally arranged and can be controlled independently.

Due to the considerable differences between power distribution networks and conventional communication mediums in topologies and physical properties, the implementation of such a system is not an easy task. In the PLC system, the transmission performance is greatly degraded by different kinds of destructive interference. For example, different propagation delays of multipath, non constant amplitude and nonlinear phase response of the channel will cause inter symbol interferences (ISI). Furthermore, due to the dynamic fluctuation of power load, power-line communication will experience time-varying, frequency-selective fading in the multipath propagation.

T. Vijayan, Assistant Professor, School of Electrical Engineering, Department of Electronics and Instrumentation Engineering, BIST, BIHER, Bharath Institute of Higher Education & Research, Selaiyur, Chennai. E-mail: tvij16@gmail.com
Abinethri, Assistant Professor, BIST, BIHER, Bharath Institute of Higher Education & Research, Selaiyur, Chennai.
B. Kalaiselvi, Assistant Professor, BIST, BIHER, Bharath Institute of Higher Education & Research, Selaiyur, Chennai.

Other interferences, such as impulse noise and impedance mismatching, would also crucially degrade the signal-to-noise ratio (SNR) in the PLC system. To overcome these problems, orthogonal frequency-division multiplexing (OFDM) was proposed as a new and efficient method for high-bit-rate communications [1].

Loss of the orthogonality between the sub channels is a great problem for OFDM. Although it is possible to eliminate the loss of the orthogonality between the sub channels caused by ISI in the OFDM by adding a “guard interval” with a length greater than the maximum spreading delay of the channel, loss of sub channel orthogonality due to the inter channel interference (ICI) caused by the time-variant property is unable to be compensated. Therefore, an equalizer is required to overcome this problem. However, the commonly used single-tap equalizer assumes that the channel is time constant in the period considered and is not true for the practice. It is difficult for such an equalizer to fully compensate the influence of the time-variant properties in the nonlinear channel [2].

Noise in a power line is not an additive white Gaussian noise (AWGN). The noise is categorized into four different types of noise in and extended into five types in.

The five types of noise are colored background noise, narrowband noise, periodic impulsive noise asynchronous to the mains frequency, periodic impulsive noise synchronous to the mains frequency and asynchronous impulsive noise. The first three types of noise usually remain stationary and are summarized as background noise. The last two noise types are time-variant and are classified as impulsive noise. The impulsive noise has a short duration with random occurrence and a high power spectral density (PSD). It may cause bit or burst errors in data transmission.

Multipath effect is another serious problem for PLC because the distribution of power lines is complicated. Signal propagation usually travels along a shortest path between transmitter and receiver, but additional paths (echoes) should also be considered. This will result in a multipath scenario with frequency selective effect.

The rest of this paper is organized as follows. In Section II, a model of an OFDM-based PLC system is presented. Section III contains Linear Equalizer Design and section IV contains nonlinear equalizer design based on MLP. In section V, simulation and results are discussed and section VI contains conclusion.

II. POWER-LINE CHANNEL CHARACTERISTICS AND OFDM SYSTEM MODELLING

In order to deal with the power-line channel impairments, it is necessary to investigate the characteristics of the power line as a medium for communication. Fig.1 shows the topology of the indoor power-line communication test network. The network contains a number of nodes, branches, and mismatched lines. Signal propagation through this network involves a complex phenomenon characterized by various effects, particularly impulse noise and multipath propagation[6].

The reflection existed at the joints of house service cables and house connection boxes and makes the signal transmission even more complicated [7]. As in this case, the reflection signal has the same frequency as that of the sending signal and differs in the reaching time at the receiver. A set of the practical signal received at point is shown in Fig. 2. All of the effects mentioned above can be seen from this figure.

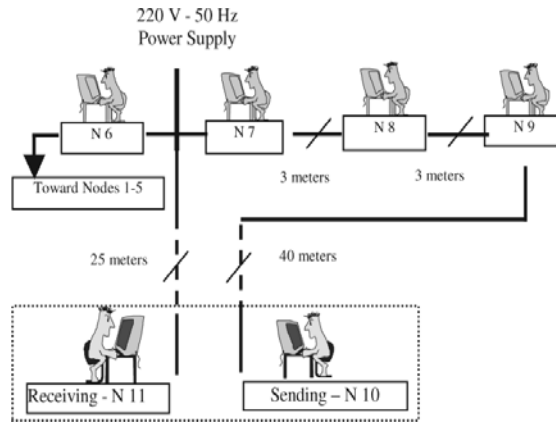


Fig.1.power-line communication test network topology

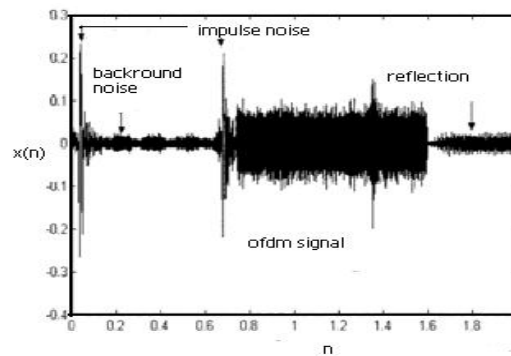


Fig.2.Received signal with noise and reflection

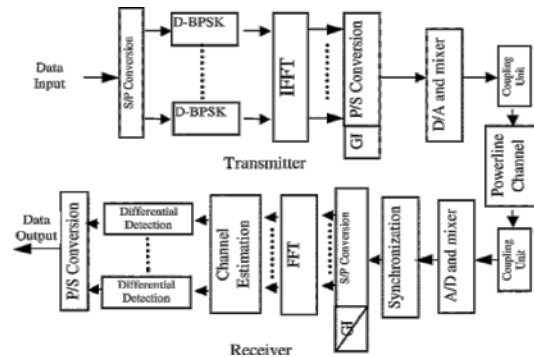


Fig.3.OFDM based communication systems.

The coding information of the sending signal is modulated with a D-BPSK to a series ± 1 of with the amplitude of (2)

$$|z(f, t)| = 1 \tag{1}$$

When a signal experiences the network transmission, both the amplitude and the phase fluctuate with time, which will result in signal distortion.

The OFDM communication system divides a serial data stream into several parallel streams, which operate at a symbol rate lower than the original stream, and then modulates the parallel streams with orthogonal carriers. This technique divides the wideband channel into several different sub bands. The data to be transmitted are divided

among several subcarriers, and the subcarrier signals are transformed into a time-domain signal by an IFFT. The output signals from the IFFT are then used to form an OFDM symbol by extending the IFFT output cyclically. For the receiver and transmitter functions, OFDM uses FFT and inverse FFT (IFFT) techniques, eliminating the necessity for a bank of mixers. A guard interval (cyclic prefix) is inserted between successive OFDM symbols in the transmission and removed prior to demodulation. Fig.3.gives an idea about power-line communication using OFDM.

The received signal x_i after FFT can be represented as (2)

$$x_i = \sum_{k=0}^{N_w} h_k s_{i-k} + n_i \quad (2)$$

Where s_{i-k} is the transmitting signal which is a binary sequence of $\{+1, -1\}$. h_k is the estimated coefficient of the channel. N_w is the length of the window for h_k .

III. LINEAR EQUALIZER DESIGN

In this paper linear equalizer is designed with LMS adaptive algorithm. The filter coefficients are updated as follows

$$w_{n+1} = w_n + \mu * e * x[n-1] \quad (3)$$

Where $x[n]$ is incoming signal with interference and $d[n]$ is the desired output and $e[n]$ is the error signal. μ is the stability factor.

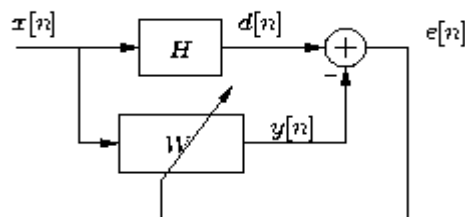


Fig.4.Linear equalizer model

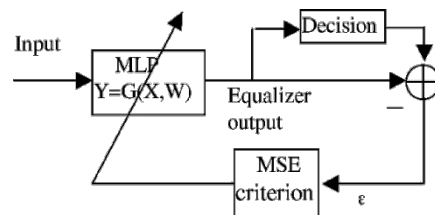


Fig.5.Block diagram of nonlinear equalizer

IV. NONLINEAR EQUALIZER DESIGN

In order to mitigate the time-varying nonlinear effects of the power-line channel, it is necessary to design a nonlinear equalizer. A self-improved nonlinear equalizer using a multilayer perceptron is proposed in this paper. This equalization gives a good compromise among the system reliability, the algorithm convergence, and the computation complexity.

For an equalizer based on MLP with one hidden layer of n neurons, m neurons for the input layer, and 1 neuron for the output layer, the output of the equalizer is given by(2)

$$y_i = w_2^T * \tanh(w_1 x_i + b_1) + b_2 \quad (4)$$

Where,

$x_i = [x_0, x_1, \dots, x_{m-1}]^T$ is the input vector

w_1 is $n \times m$ matrix connecting input layer with the hidden layer.

w_2 is $n \times 1$ matrix connecting hidden and output layer.

b_1 is biases for the hidden layer.

b_2 is biases for the output layer.

\tanh is the hyperbolic tangent function.

The MSE for MLP is given by (3)

$$e_i = s_i - y_i \quad (5)$$

Where s_i is the estimation of equalizer output for the sending symbol sequence, which is the output of equalizer after decision (2)

$$s_i = \begin{cases} 1 & \dots \frac{-\pi}{4} \leq \text{imag}(y_i) < \frac{\pi}{4} \\ i & \dots \frac{\pi}{4} \leq \text{imag}(y_i) < \frac{3\pi}{4} \\ -1 & \dots \frac{3\pi}{4} \leq \text{imag}(y_i) < \frac{5\pi}{4} \\ -i & \dots \frac{5\pi}{4} \leq \text{imag}(y_i) < \frac{7\pi}{4} \end{cases} \quad (6)$$

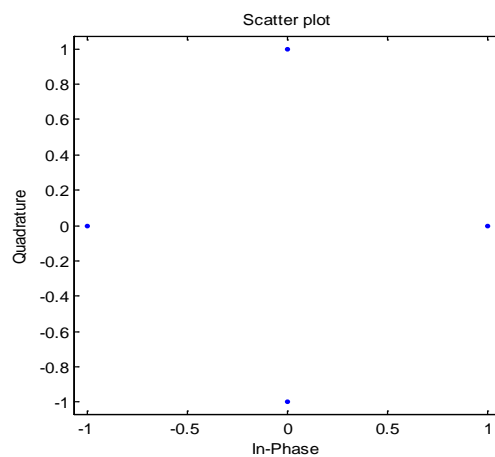


Fig.6.modulated sending data constellation DBPSK

The performance function of MLP is given by (2)

$$J(\epsilon_i) = E[(s_i - y_i)^2] \quad (7)$$

The gradient of performance function is given by(2)

$$\frac{\partial J(\epsilon_i)}{\partial \omega} = \epsilon_i * \frac{\partial J(y_i^*)}{\partial \omega} \quad (8)$$

Where ω denotes the parameters w_1, w_2, b_1, b_2 of equalizer.

The coefficients of the equalizer can be updated as follows (5)

$$\omega_{n+1} = \omega_n + \mu * \frac{\partial J(\omega_n)}{\partial \omega} \quad (9)$$

Where μ is the step size of learning.

V. SIMULATION AND RESULTS

For the simulations number of bits to be transmitted is taken as 1800. Totally 6 carriers are taken and each are assumed to carry 300 bits. The step size plays a very important role for the convergence, speed of the algorithm, the performance of the algorithm, as well as the robustness against channel distortion. Mathematical approaches used to determine the optimal may be very complex or even impossible for this problem. A constellation estimator is, then, used as a useful decision tool.

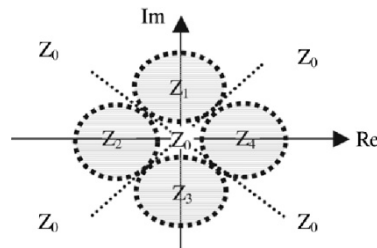


Fig. 7. Boundary of the equalizer output constellation.

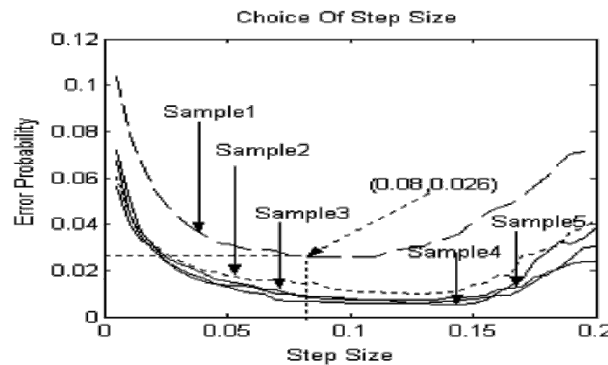


Fig.8.error probability with different step size

A constellation estimator is commonly used to evaluate the distortion of the received signal. Similarly, the effect of the equalizer can be estimated by analyzing the constellation of an equalizer's output. In this particular case, differential binary phase-shift keying (BPSK) modulation is used to assign the sending symbols to the related subcarriers so that all transmitted are situated at the following four points $\pm 1, \pm i$, where i is in a complex form as shown in fig.6.

It can be seen that the performance of the equalizer is determined by the probability of symbols distributed in the shadowed area as shown in Fig. 7, which means that the optimal step size should be able to minimize the probability at which the received signals deflect from $\{Z_1, Z_2, Z_3, Z_4\}$. Instead of using BER, Constellation error probability is used (2)

$$P_e = 1 - \frac{N(\sum_{j=1}^4 Z_j)}{N(\sum_{j=1}^4 Z_j) + N(z_0)} \quad (10)$$

Where $N(\sum_{j=1}^4 Z_j)$ is the number of samples inside the shadowed area and $N(z_0)$ is the number of samples outside the shadowed area as shown in Fig.7.

To acquire the optimal step size, five PLC test signals are randomly selected to perform the experiment. The results are given in Fig. 8. From this figure, it is found that the step size should be chosen in the following range 0.03–0.16. For the present application, a step size of 0.08 appears to be a good choice for both the constellation error probability minimization and the fast convergence speed.

The constellation diagram of the received OFDM signal without equalizer is given in Fig.9. It shows that received signal without an equalizer can be viewed as a sparse atom with an error probability of about 0.5019. This shows that the received signal has affected more due to the inter carrier interference.

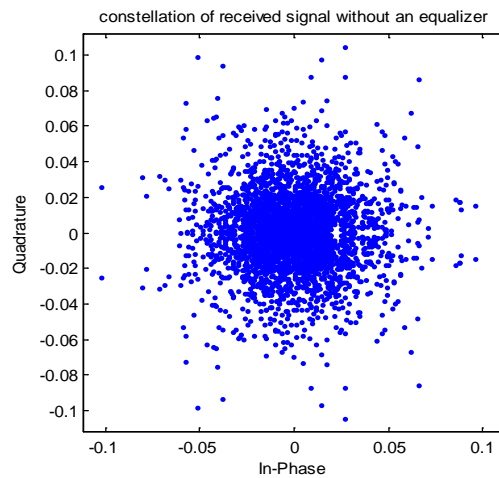


Fig.9.constellation of received signal without an equalizer

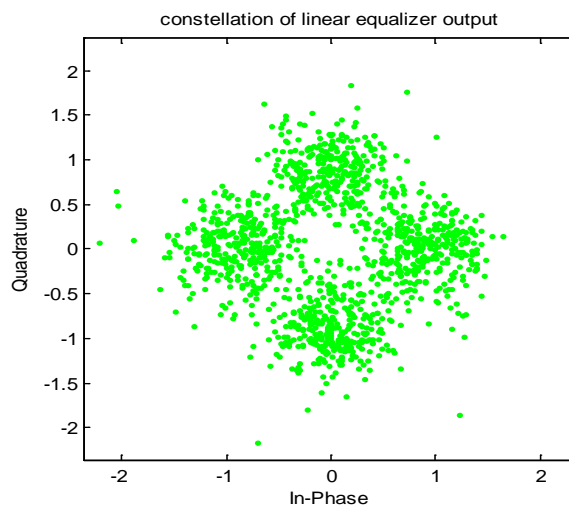


Fig.10.constellation diagram of the outputs with the linear equalizer

Fig.10 shows the performance of traditionally used adaptive least mean square (LMS) linear equalizer. The error probability for the LMS equalizer is 0.0111. Fig.11 shows the performance of nonlinear equalizer. The error probability for the MLP nonlinear equalizer is 0.0028.

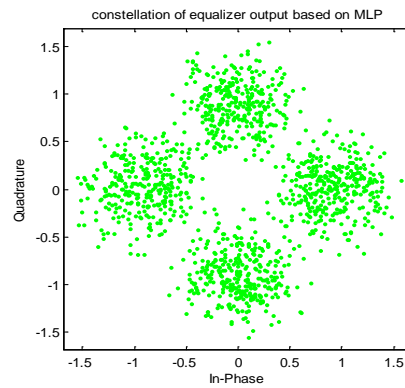


Fig.11.constellation diagram of the output with the non linear equalizer

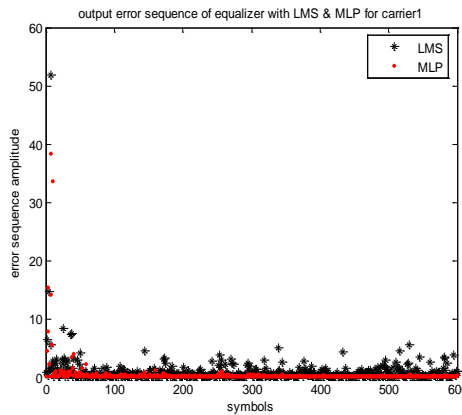


Fig.12.output error sequence of equalizer with LMS & MLP for carrier1

Fig .12 to 13 shows the output error sequence of equalizer with MLP and LMS. The error in the observation window for the linear LMS equalizer is much larger than or at least equal to that of non linear equalizer. Also non linear equalizer gives a faster convergence speed when the system is subjected to the sudden changes ,which means that this kind of equalizer is able to quickly track the variations of the power-line communication systems.

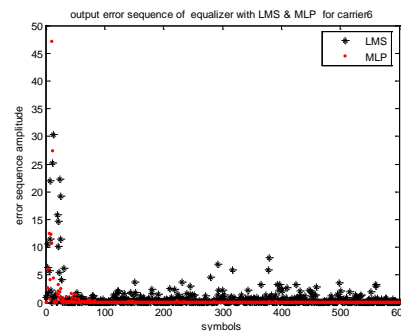


Fig.13.output error sequence of equalizer with LMS & MLP for carrier6

VI. CONCLUSION

As a new contribution in the context of power-line communication, this paper proposed a nonlinear equalization scheme to mitigate the power-line channel effects. The proposed scheme is based on the MLP. Using this scheme, a nonlinear equalizer is realized. From the results obtained by this paper we conclude that nonlinear equalizer is more effective in tracking the variation of the power-line communication channel. Now we are working on the design of non linear equalizer with self organizing maps and design of linear equalizer with adaptive algorithms like RLS, NLMS.

REFERENCES

- [1] Tamilselvi N., Krishnamoorthy P., Dhamocharan R., Arumugam P., Sagadevan E., Analysis of total phenols, total tannins and screening of phytochemicals in *Indigofera aspalathoides* (Shivanar Vembu) Vahl EX DC, *Journal of Chemical and Pharmaceutical Research*, V-4, I-6, PP:3259-3262, 2012.
- [2] Godlyn Abraham A., Manikandan A., Manikandan E., Jaganathan S.K., Baykal A., Sri Renganathan P., Enhanced opto-magneto properties of $\text{Ni}_x\text{Mg}_{1-x}\text{Fe}_2\text{O}_4$ ($0.0 \leq x \leq 1.0$) ferrites nano-catalysts, *Journal of Nanoelectronics and Optoelectronics*, V-12, I-12, PP:1326-1333, 2017.
- [3] Barathiraja C., Manikandan A., Uduman Mohideen A.M., Jayasree S., Antony S.A., Magnetically Recyclable Spinel $\text{Mn}_x\text{Ni}_{1-x}\text{Fe}_2\text{O}_4$ ($x= 0.0-0.5$) Nano-photocatalysts: Structural, Morphological and Opto-magnetic Properties, *Journal of Superconductivity and Novel Magnetism*, V-29, I-2, PP:477-486, 2016.
- [4] Kaviyarasu K., Manikandan E., Nuru Z.Y., Maaza M., Investigation on the structural properties of CeO_2 nanofibers via CTAB surfactant, *Materials Letters*, V-160, PP:61-63, 2015.
- [5] Kaviyarasu K., Manikandan E., Maaza M., Synthesis of CdS flower-like hierarchical microspheres as electrode material for electrochemical performance, *Journal of Alloys and Compounds*, V-648, PP:559-563, 2015.
- [6] Sachithanatham P., Sa Nkaran S., Elavenil S., Experimental study on the effect of rise on shallow funicular concrete shells over square ground plan, *International Journal of Applied Engineering Research*, V-10, I-20, PP:41340-41345, 2015.
- [7] Jayalakshmi T., Krishnamoorthy P., Ramesh Kumar G., Sivamani P., Optimization of culture conditions for keratinase production in *Streptomyces* sp. JRS19 for chick feather wastes degradation, *Journal of Chemical and Pharmaceutical Research*, V-3, I-4, PP:498-503, 2011.
- [8] Kumarave A., Rangarajan K., Routing algorithm over semi-regular tessellations, 2013 IEEE Conference on Information and Communication Technologies, ICT 2013, PP:1180-1184, 2013.
- [9] Sonia M.M.L., Anand S., Vinosel V.M., Janifer M.A., Pauline S., Manikandan A., Effect of lattice strain on structure, morphology and magneto-dielectric properties of spinel $\text{NiGd}_x\text{Fe}_{2-x}\text{O}_4$ ferrite nanocrystallites synthesized by sol-gel route, *Journal of Magnetism and Magnetic Materials*, V-466, PP:238-251, 2018.
- [10] Jeyanthi Rebecca L., Susithra G., Sharmila S., Das M.P., Isolation and screening of chitinase producing *Serratia marcescens* from soil, *Journal of Chemical and Pharmaceutical Research*, V-5, I-2, PP:192-195, 2013.
- [11] Banumathi B., Vaseeharan B., Rajasekar P., Prabhu N.M., Ramasamy P., Murugan K., Canale A., Benelli G., Exploitation of chemical, herbal and nanoformulated acaricides to control the cattle tick, *Rhipicephalus (Boophilus) microplus* – A review, *Veterinary Parasitology*, V-244, PP:102-110, 2017.
- [12] Gopinath S., Sundararaj M., Elangovan S., Rathakrishnan E., Mixing characteristics of elliptical and rectangular subsonic jets with swirling co-flow, *International Journal of Turbo and Jet Engines*, V-32, I-1, PP:73-83, 2015.
- [13] Thooyamani K.P., Khanaa V., Udayakumar R., Efficiently measuring denial of service attacks using appropriate metrics, *Middle - East Journal of Scientific Research*, V-20, I-12, PP:2464-2470, 2014.
- [14] Padmapriya G., Manikandan A., Krishnasamy V., Jaganathan S.K., Antony S.A., Enhanced Catalytic Activity and Magnetic Properties of Spinel $\text{Mn}_x\text{Zn}_{1-x}\text{Fe}_2\text{O}_4$ ($0.0 \leq x \leq 1.0$) Nano-Photocatalysts by Microwave Irradiation Route, *Journal of Superconductivity and Novel Magnetism*, V-29, I-8, PP:2141-2149, 2016.

- [15] Rajesh E., Sankari L., Malathi L., Krupaa J.R., Naturally occurring products in cancer therapy, *Journal of Pharmacy and Bioallied Sciences*, V-7, PP:S181-S183, 2015.
- [16] Vanangamudi S., Prabhakar S., Thamotharan C., Anbazhagan R., Dual fuel hybrid bike, *Middle - East Journal of Scientific Research*, V-20, I-12, PP:1819-1822, 2014.
- [17] Brindha G., Krishnakumar T., Vijayalatha S., Emerging trends in tele-medicine in rural healthcare, *International Journal of Pharmacy and Technology*, V-7, I-2, PP:8986-8991, 2015.
- [18] Sharmila S., Jeyanthi Rebecca L., Naveen Chandran P., Kowsalya E., Dutta H., Ray S., Kripanand N.R., Extraction of biofuel from seaweed and analyse its engine performance, *International Journal of Pharmacy and Technology*, V-7, I-2, PP:8870-8875, 2015.
- [19] Thooyamani K.P., Khanaa V., Udayakumar R., Using integrated circuits with low power multi bit flip-flops in different approach, *Middle - East Journal of Scientific Research*, V-20, I-12, PP:2586-2593, 2014.
- [20] Thooyamani K.P., Khanaa V., Udayakumar R., Virtual instrumentation based process of agriculture by automation, *Middle - East Journal of Scientific Research*, V-20, I-12, PP:2604-2612, 2014.
- [21] Udayakumar R., Kaliyamurthie K.P., Khanaa, Thooyamani K.P., Data mining a boon: Predictive system for university topper women in academia, *World Applied Sciences Journal*, V-29, I-14, PP:86-90, 2014.
- [22] Anbuselvi S., Jeyanthi Rebecca L., Sathish Kumar M., Senthilvelan T., GC-MS study of phytochemicals in black gram using two different organic manures, *Journal of Chemical and Pharmaceutical Research*, V-4, I-2, PP:1246-1250, 2012.
- [23] Subramanian A.P., Jaganathan S.K., Manikandan A., Pandiaraj K.N., Gomathi N., Supriyanto E., Recent trends in nano-based drug delivery systems for efficient delivery of phytochemicals in chemotherapy, *RSC Advances*, V-6, I-54, PP:48294-48314, 2016.
- [24] Thooyamani K.P., Khanaa V., Udayakumar R., Partial encryption and partial inference control based disclosure in effective cost cloud, *Middle - East Journal of Scientific Research*, V-20, I-12, PP:2456-2459, 2014.
- [25] Lingeswaran K., Prasad Karamcheti S.S., Gopikrishnan M., Ramu G., Preparation and characterization of chemical bath deposited cds thin film for solar cell, *Middle - East Journal of Scientific Research*, V-20, I-7, PP:812-814, 2014.
- [26] Maruthamani D., Vadivel S., Kumaravel M., Saravanakumar B., Paul B., Dhar S.S., Habibi-Yangjeh A., Manikandan A., Ramadoss G., Fine cutting edge shaped Bi₂O₃rods/reduced graphene oxide (RGO) composite for supercapacitor and visible-light photocatalytic applications, *Journal of Colloid and Interface Science*, V-498, PP:449-459, 2017.
- [27] Gopalakrishnan K., Sundeep Aanand J., Udayakumar R., Electrical properties of doped azopolyester, *Middle - East Journal of Scientific Research*, V-20, I-11, PP:1402-1412, 2014.
- [28] Subhashree A.R., Parameswari P.J., Shanthi B., Carnagarin R., Parijatham B.O., The reference intervals for the haematological parameters in healthy adult population of Chennai, Southern India, *Journal of Clinical and Diagnostic Research*, V-6, I-10, PP:1675-1680, 2012.
- [29] Niranjana U., Subramanyam R.B.V., Khanaa V., Developing a Web Recommendation System Based on Closed Sequential Patterns, *Communications in Computer and Information Science*, V-101, PP:171-179, 2010.
- [30] Slimani Y., Baykal A., Manikandan A., Effect of Cr³⁺ substitution on AC susceptibility of Ba hexaferrite nanoparticles, *Journal of Magnetism and Magnetic Materials*, V-458, PP:204-212, 2018.
- [31] Premkumar S., Ramu G., Gunasekaran S., Baskar D., Solar industrial process heating associated with thermal energy storage for feed water heating, *Middle - East Journal of Scientific Research*, V-20, I-11, PP:1686-1688, 2014.
- [32] Kumar S.S., Karrunakaran C.M., Rao M.R.K., Balasubramanian M.P., Inhibitory effects of Indigofera aspalathoides on 20-methylcholanthrene- induced chemical carcinogenesis in rats, *Journal of Carcinogenesis*, V-10, 2011.
- [33] Beula Devamalar P.M., Thulasi Bai V., Srivatsa S.K., Design and architecture of real time web-centric tele health diabetes diagnosis expert system, *International Journal of Medical Engineering and Informatics*, V-1, I-3, PP:307-317, 2009.
- [34] Ravichandran A.T., Srinivas J., Karthick R., Manikandan A., Baykal A., Facile combustion synthesis, structural, morphological, optical and antibacterial studies of Bi_{1-x}Al_xFeO₃ (0.0 ≤ x ≤ 0.15) nanoparticles, *Ceramics International*, V-44, I-11, PP:13247-13252, 2018.
- [35] Thovhogi N., Park E., Manikandan E., Maaza M., Gurib-Fakim A., Physical properties of CdO nanoparticles synthesized by green chemistry via Hibiscus Sabdariffa flower extract, *Journal of Alloys and Compounds*, V-655, PP:314-320, 2016.

- [36] Thooyamani K.P., Khanaa V., Udayakumar R., Wide area wireless networks-IETF, Middle - East Journal of Scientific Research, V-20, I-12, PP:2042-2046, 2014.
- [37] Sundar Raj M., Saravanan T., Srinivasan V., Design of silicon-carbide based cascaded multilevel inverter, Middle - East Journal of Scientific Research, V-20, I-12, PP:1785-1791, 2014.
- [38] Achudhan M., Prem Jayakumar M., Mathematical modeling and control of an electrically-heated catalyst, International Journal of Applied Engineering Research, V-9, I-23, PP:23013-, 2014.
- [39] Thooyamani K.P., Khanaa V., Udayakumar R., Application of pattern recognition for farsi license plate recognition, Middle - East Journal of Scientific Research, V-18, I-12, PP:1768-1774, 2013.
- [40] Jebaraj S., Iniyani S., Renewable energy programmes in India, International Journal of Global different solvent extracts of *Murraya koenigii*, Journal of Chemical and Pharmaceutical Research, V-5, I-2, PP:279-282, 2013.
- [41] Gomathy, S., Deepa, K.P., Revathi, T., & Visuwasam, L.M.M. (2013). Genre Specific Classification for Information Search and Multimodal Semantic Indexing for Data Retrieval. *The SIJ Transactions on Advances in Space Research & Earth Exploration*, 1(1), 10-15.
- [42] Poongodi, R.K., & Sivakumar, T. (2018). Enhanced Adaptive Multimedia Data Forwarding for Privacy Preservation in Vehicular Ad-Hoc Networks Using Authentication Group Key. *Bonfring International Journal of Software Engineering and Soft Computing*, 8(1), 26-30.
- [43] Renuga Devi, M., Pavithra, D., & Dharani, K.R. (2014). Isolation Enhancement in Microstrip Patch Antennas for WiMAX Applications. *The SIJ Transactions on Computer Networks & Communication Engineering (CNCE)*, 2(2), 1-4.
- [44] Ismail, K., & KHALIL, N. H. (2019). Estimation of Reliability of D Flip-Flops Using MC Analysis. *Journal of VLSI Circuits and Systems*, 1(1), 10-12.
- [45] Pooja, & Vishwakarma, S. (2016). Abnormal Crowd behavior Detection Using Structural Context Descriptor. *Bonfring International Journal of Advances in Image Processing*, 6(3), 17-21.
- [46] Venkatesh Kumar, S. (2018). Comparative Analyses of Swarm Intelligence Methods for Dimensionality Reduction in Hyper Spectral Images. *Journal of Computational Information Systems*, 14(3), 94 - 100.
- [47] Dr. Srivastava, S., Srivastava, K., Pandey, A., & Sharma, A. (2014). Data Mining in Telecommunication Industries. *International Journal of Advances in Engineering and Emerging Technology*, 5(2), 75-79.
- [48] Mohankumar, T. (2014). Area-Efficient and High Speed Carry Select Adder. *Excel International Journal of Technology, Engineering and Management*, 1(4), 108-111.
- [49] Malathi Ravindran, R., & Dr. Thanamani, A.S. (2015). K-Means Document Clustering using Vector Space Model. *Bonfring International Journal of Data Mining*, 5(2), 10-14.
- [50] Alborji, B., & Heibari, A.H.K. (2015). The simulation and analysis of the vacancy of 3- phase- 5 levels' inverter with diodes' cut topology (DCMLI) and sinusoidal pulses with modulations technique (SPWM). *International Academic Journal of Innovative Research*, 2(9), 33-43.