

AWARENESS AMONG PATIENTS REGARDING IMPLANTS AS A TREATMENT OPTION FOR REPLACEMENT OF MISSING TEETH AMONG RURAL POPULATION

Madulla Ravi Teja¹, Padma Ariga², Dhanraj Ganapathy³

Abstract

Regular oral conditions have been appeared to substantially affect prosperity and quality of life. The loss of at least one common teeth often brings about incapacity, as basic day by day living exercises, for example, talking and eating are hindered, and furthermore in handicap, for instance, by diminished social communication as a result of humiliation related with dental replacement wearing. The primary characterization of prosthodontics is the restoration of function following tooth loss of .The aim of the study was to understand awareness among rural patients about implants for replacing missing teeth.This survey was done among 100 subjects in rural zones using a self-administered questionnaire. The mean age of the participants of 36.5yrs .Information pertaining to awareness of dental implants, reasons for replacement and information sources over dental implants were obtained.The collected data were collected and analysed.Out of 100 subjects, 55 were males and 45 females. Around 35% of the subjects were aware of dental implants . 64% seeked replacement for masticatory reasons,32% for esthetic reasons and 4% for phonetics. Dentists were the primary source of information about implants (73%) followed by mass media (15%) and friends (12%) .The greater part of the participants were not having awareness with respect to implants and not many had underwent implant treatment. It additionally demonstrated that requirement for giving more information to patients regarding this treatment modality.

KEYWORDS: Awareness, implants, rural population

Introduction

Normal oral conditions have been appeared to substantially affect prosperity and quality of life(Petersen, 2003). The loss of at least one common teeth often brings about inability, as fundamental every day living exercises, for example, talking and eating are impeded, and furthermore in handicap, for instance, by diminished social communication due to shame related with dental replacement wearing (Kris et al., 2003). The primary job of

¹ Postgraduate student, Department of Prosthodontics, Saveetha Dental College and Hospitals, Saveetha Institute of Medical and Technical Sciences, Chennai,India.

² Professor, Department of Prosthodontics, Saveetha Dental College and Hospitals, Saveetha Institute of Medical and Technical Sciences, Chennai, India

³ Corresponding Author: Professor & Head of Department, Department of Prosthodontics, Saveetha Dental College and Hospitals, Saveetha Institute of Medical and Technical Sciences, Chennai, India, Email; dhanrajmganapathy@yahoo.co.in

prosthodontists is the rehabilitation of the patients following loss of teeth. In any case, there are commonly no acknowledged standards about how to appraise need, request or use of prosthodontic administrations much of the time, since singular inclinations play a significant role.

People with less instruction and low pay will in general have more unfortunate dental status on account of poor finances (Narby et al., 2008). Subsequently, these people don't consider medicines they realize they can't bear. Likewise, more established people acclimated with their customary false teeth don't show enthusiasm for implant treatment. Additionally, countless patient's experience troubles in adjusting to removable prostheses, while a more modest number can't acknowledge removable prostheses at all (Moffitt et al., 2011). This might be clarified by anatomical, physiological, mental, and additionally prosthodontic components. Functional tests have exhibited second rate masticatory capacity in subjects with removable prostheses in contrast with dentate controls. Indeed, even with great prostheses, numerous patients experience trouble with dental replacement maintenance, discourse and mastication (Müller et al., 2012). In any case, with the coming of new innovation increasingly remedial choices have opened up in this manner, changing the essence of interest for prosthodontic treatment. Among these, implant treatment has come into center, since it gives superb long haul brings about restoration of halfway or totally edentulous patients.

An implant held prosthesis gives more prominent security, improved gnawing and biting powers, and higher customer fulfillment than a regular denture (Bilt & Van Der BILT, 2011). Notwithstanding of the new accessible therapeutic alternatives, it is seen that there are significant boundaries between both need and request and among request and usage. This is potentially because of the absence of data and awareness among the individuals. (Petersen., 2009)

Likewise the monetary cost lays a question mark in the individuals who know about implants. Thus, this study was planned to evaluate the knowledge and attitude of rural patients toward implant option for replacing missing teeth.

MATERIAL AND METHODS:

This survey was done among 100 subjects in rural zones using a self-administered questionnaire. The mean age of the participants of 36.5 yrs. Information pertaining to awareness of dental implants, reasons for replacement and information sources over dental implants were obtained. The collected data were collected and analysed.

RESULTS:

Out of 100 people participated, 55 were males and 45 females (Fig 1). Around 35% of the subjects were aware of dental implants (Fig 2) . 64% seeked replacement for masticatory reasons,32% for esthetic reasons and 4% for phonetics (Fig 3). Dentists were the primary source of information about implants (73%) followed by mass media (15%) and friends (12%) (Fig 4) .

Fig.1:Participants in the study

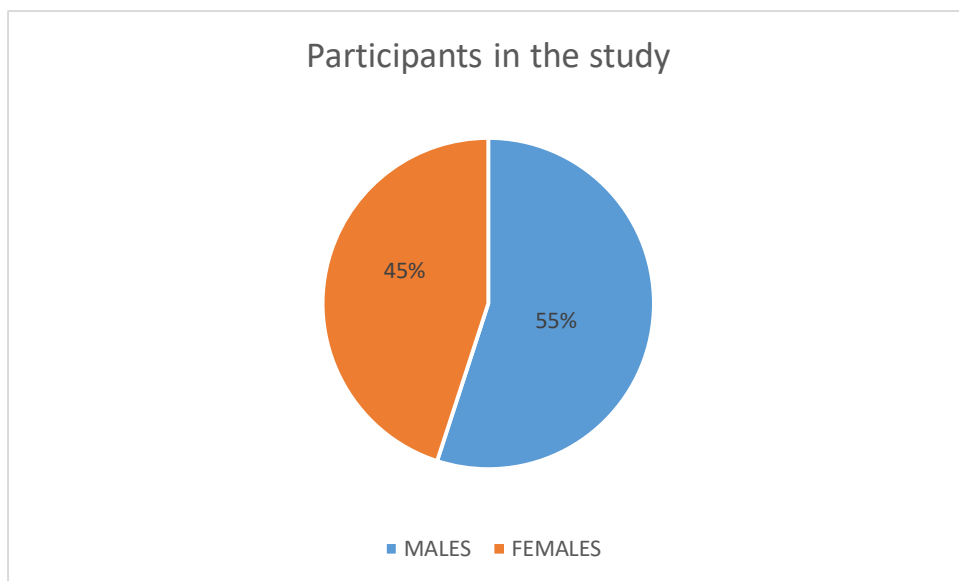


Fig.2:Awareness of dental implants

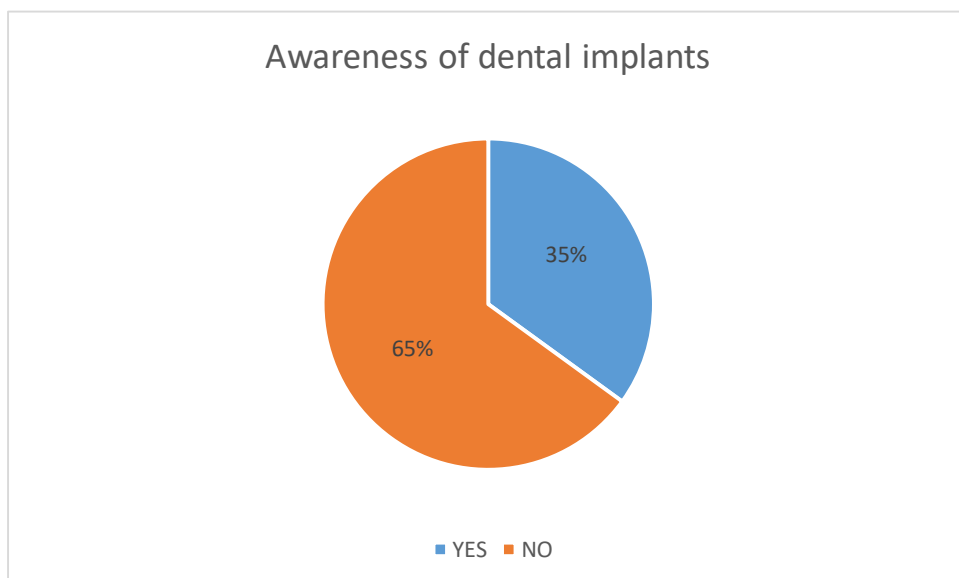


Fig.3:Reasons for seeking dental implant treatment

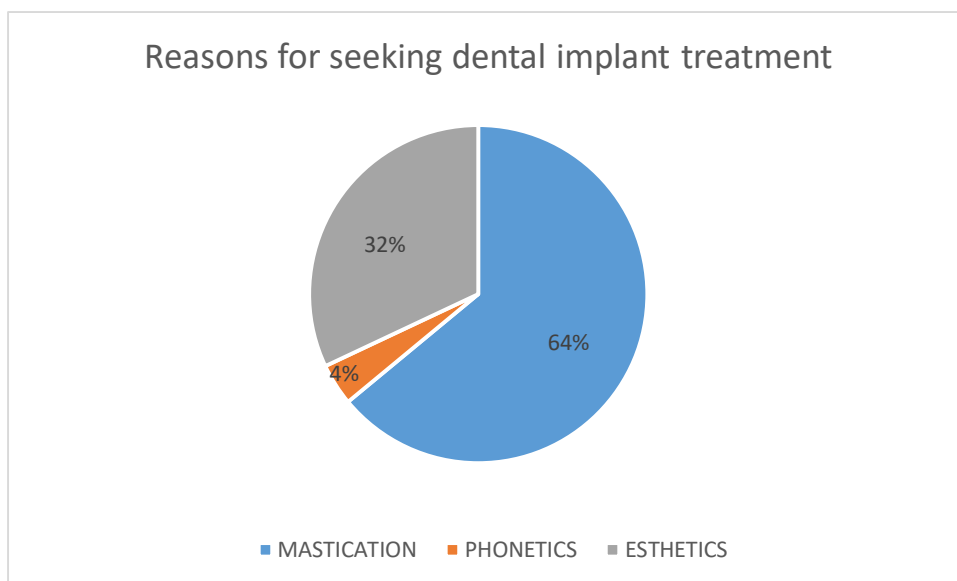
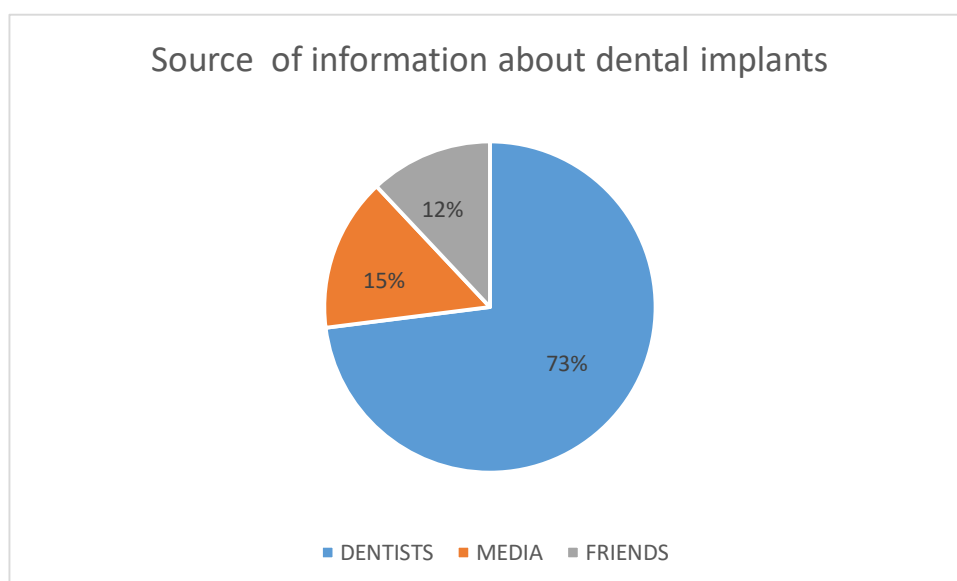


Fig.4:Source of information about dental implants



DISCUSSION:

This study analyzed subject's aggregation and demeanor identified with dental implants as an option in supplanting missing teeth. Around one million dental implants are embedded every year, around the world (Zimmer et al., 1993). In any case, data which is accessible to the patients with respect to the strategy and its prosperity is often fragmental. This issue is progressively exacerbated in creating countries. In this investigation, awareness about implants among participants were comparable to research studies. (Berge, 2000; Tepper et al., 2003). The findings of the present investigation were higher than Chowdhary R et al (2013).

In the present examination it was discovered that Dentists were the primary source of data with respect to implants which alike the discoveries of Chowdhary R et al and Johany SA et al (Chowdhary et al., 2013;Al-Johany et al., 2010). This plainly demonstrates the absence of endeavors by dental specialists and the governing bodies with respect to making vital strides for making mindfulness among the individuals. In any case, examines directed by Zimmer et al , demonstrated that media was seen as the principle wellspring of data about dental implants, while the dental specialists were the hotspot for such data in not over 17% of the cases. Tomruk et al(2014) additionally found that, the media was the primary source of information; while dental specialists assumed an auxiliary job, best case scenario. Akagawa et al (1988) in their investigation inferred that, dental specialists gave not over 20% of the data. At the point when inquiries were posed with respect to limitations of implants, the majority of them referenced significant expense as the central point. The outcomes of this study are similar to recently referenced examinations . About the impact of training on information and mentality toward dental implants, it was discovered that all the scores expanded from absence of education level to graduation level. Comparable discoveries were seen in an investigation directed by Shah et al. (2014). Age likewise demonstrated contrasts in treatment savvy as more youthful individuals being progressively excited and taught were having information for this treatment in huge numbers.

Dental implant methodology has been the cutting edge of clinical practice session at this point. With expanding achievement pace of implant treatment more patients are settling on dental implants as head decision for substitution of missing teeth. Around one million dental implants are embedded every year, around the world. Anyway information which is reachable to the patients with respect to the system and its prosperity is often fragmental. This issue is progressively exacerbated in creating countries.

CONCLUSION:

The vast majority of the participants were not having information with respect to implants and not many had experienced this methodology. It likewise indicated that requirement for giving more data to the patients about this treatment methodology. Along these lines, dental training infers that a large portion of the subjects saw implants treatment as costly and unreasonably expensive one of the central point against the ability of patients to experience this treatment. Yet they were intrigued to know implants. Appropriate dental instruction is vital for creating uplifting disposition among populace in regards to dental implants. Activity and awareness are important for creating inspirational demeanor among people with respect to dental implants.

Funding Support:

The authors declare that they have no funding support for this study.

Conflict of Interest:

The authors declare that they have no conflict of interest.

REFERENCES:

1. Akagawa, Y., Rachi, Y., Matsumoto, T., & Tsuru, H. (1988). Attitudes of removable denture patients toward dental implants. In *The Journal of Prosthetic Dentistry* (Vol. 60, Issue 3, pp. 362–364). [https://doi.org/10.1016/0022-3913\(88\)90286-7](https://doi.org/10.1016/0022-3913(88)90286-7)
2. Al-Johany, S., Al Zoman, H. A., Al Juhaini, M., & Al Refeai, M. (2010). Dental patients' awareness and knowledge in using dental implants as an option in replacing missing teeth: A survey in Riyadh, Saudi Arabia. In *The Saudi Dental Journal* (Vol. 22, Issue 4, pp. 183–188). <https://doi.org/10.1016/j.sdentj.2010.07.006>
3. Berge, T. I. (2000). Public awareness, information sources and evaluation of oral implant treatment in Norway. In *Clinical Oral Implants Research* (Vol. 11, Issue 5, pp. 401–408). <https://doi.org/10.1034/j.1600-0501.2000.011005401.x>
4. Bilt, A. V. D., & Van Der BILT, A. (2011). Assessment of mastication with implications for oral rehabilitation: a review. In *Journal of Oral Rehabilitation* (Vol. 38, Issue 10, pp. 754–780). <https://doi.org/10.1111/j.1365-2842.2010.02197.x>
5. Chowdhary, R., Chandraker, N., & Natashekara, M. (2013). Rehabilitation of recurrent unicystic ameloblastoma using distraction osteogenesis and dental implants. In *Journal of Dental Implants* (Vol. 3, Issue 1, p. 76). <https://doi.org/10.4103/0974-6781.111718>
6. Kris, M. G., Natale, R. B., Herbst, R. S., Lynch, T. J., Jr, Prager, D., Belani, C. P., Schiller, J. H., Kelly, K., Spiridonidis, H., Sandler, A., Albain, K. S., Cella, D., Wolf, M. K., Averbuch, S. D., Ochs, J. J., & Kay, A. C. (2003). Efficacy of Gefitinib, an Inhibitor of the Epidermal Growth Factor Receptor Tyrosine Kinase, in Symptomatic Patients With Non–Small Cell Lung Cancer. In *JAMA* (Vol. 290, Issue 16, p. 2149). <https://doi.org/10.1001/jama.290.16.2149>
7. Moffitt, T. E., Arseneault, L., Belsky, D., Dickson, N., Hancox, R. J., Harrington, H., Houts, R., Poulton, R., Roberts, B. W., Ross, S., Sears, M. R., Thomson, W. M., & Caspi, A. (2011). A gradient of childhood self-control predicts health, wealth, and public safety. In *Proceedings of the National Academy of Sciences* (Vol. 108, Issue 7, pp. 2693–2698). <https://doi.org/10.1073/pnas.1010076108>
8. Müller, F., Hernandez, M., Grütter, L., Aracil-Kessler, L., Weingart, D., & Schimmel, M. (2012). Masseter muscle thickness, chewing efficiency and bite force in edentulous patients with fixed and removable implant-supported prostheses: a cross-sectional multicenter study. In *Clinical Oral Implants Research* (Vol. 23, Issue 2, pp. 144–150). <https://doi.org/10.1111/j.1600-0501.2011.02213.x>
9. Narby, B., Kronström, M., Söderfeldt, B., & Palmqvist, S. (2008). Changes in attitudes toward desire for implant treatment: a longitudinal study of a middle-aged and older Swedish population. *The International Journal of Prosthodontics*, 21(6), 481–485.
10. Petersen, P. E. (2003). The World Oral Health Report 2003: continuous improvement of oral health in the 21st century - the approach of the WHO Global Oral Health Programme. In *Community Dentistry and Oral Epidemiology* (Vol. 31, Issue s1, pp. 3–24). <https://doi.org/10.1046/j..2003.com122.x>
11. Petersen, P. E. (2009). Global policy for improvement of oral health in the 21st century - implications to oral health research of World Health Assembly 2007, World Health Organization. In *Community Dentistry and Oral Epidemiology* (Vol. 37, Issue 1, pp. 1–8). <https://doi.org/10.1111/j.1600-0528.2008.00448.x>
12. Shah, R. J., Chaturvedi, A., & Agarwal, H. (2014). Dental Implants as a Treatment Modality: Awareness Survey among People of Ahmedabad. In *International Journal of Prosthodontics and Restorative Dentistry* (Vol. 4, Issue 2, pp. 35–38). <https://doi.org/10.5005/jp-journals-10019-1103>

13. Tepper, G., Haas, R., Mailath, G., Teller, C., Zechner, W., Watzak, G., & Watzek, G. (2003). Representative marketing-oriented study on implants in the Austrian population. I. Level of information, sources of information and need for patient information. In *Clinical Oral Implants Research* (Vol. 14, Issue 5, pp. 621–633). <https://doi.org/10.1034/j.1600-0501.2003.00916.x>
14. Tomruk, C. Ö., Özkurt-Kayahan, Z., & Şençift, K. (2014). Patients' knowledge and awareness of dental implants in a Turkish subpopulation. In *The Journal of Advanced Prosthodontics* (Vol. 6, Issue 2, p. 133). <https://doi.org/10.4047/jap.2014.6.2.133>
15. Zinnor, C. M., Zimmer, W. M., Williams, J., & Liesener, J. (1993). Public awareness and acceptance of dental implants. In *Implant Dentistry* (Vol. 2, Issue 1, pp. 54–55). <https://doi.org/10.1097/00008505-199304000-00017>