

AWARENESS ON HYPERTHYROIDISM AMONG DENTAL STUDENTS

Nauma Hafiz¹, Dhanraj Ganapathy², Subhashree Rohinikumar³

Abstract

Thyroid disease is a global health issue and are amongst the most common endocrine disorders prevalent worldwide. The prevalence rate of thyroid diseases depends on the geographical location, age group, ethnicity, and most importantly the iodine intake of the population. Dentists should be aware of its oral manifestations prior to starting treatment. Hence there is a need to understand and bring about awareness regarding hyperthyroidism. To assess awareness on hyperthyroidism among dental students. An online survey with pretested and validated questionnaire consisting of 10 questions testing awareness of hyperthyroidism were circulated among 100 undergraduate dental students. The Questions regarding adverse effects and clinical tests and symptoms of hyperthyroidism and its awareness were included in the survey. Data was collected, analysed and tabulated. 83% consider TSH, T3 and T4 to be important in the diagnosis of hyperthyroidism. 33% of the volunteers were aware of TSH levels in hyperthyroidism. 50% felt hypothyroidism is evenly distributed between both genders. 17% consider osteoporosis of the jaws to be the major oral manifestation. It is found from this study that there is acceptable knowledge on hyperthyroidism amongst dental students however there is need to increase the recognition and management of the condition. Dental treatment modifications may become necessary for patients who are under medical management for thyroid disorder and follow-up for a thyroid condition even though there are no direct life threatening condition.

Keywords: Awareness, hyperthyroidism, dental students

Introduction

Thyroid disease is a global health issue that is impacting the well-being of many (Taylor et al., 2018). Thyroid diseases are amongst the most common endocrine disorders prevalent worldwide. According to reviews from various studies on thyroid disease, it has been approximated at about 42 million people in India suffering from thyroid diseases. (Vanderpump et al., 1995) The prevalence rate of thyroid diseases depends on the geographical location, age group, ethnicity, and most importantly the iodine intake of the population

¹ Undergraduate student, Department of Prosthodontics, Saveetha Dental College and Hospitals, Saveetha Institute of Medical and Technical Sciences, Chennai, India.

² Corresponding Author: Professor & Head of Department, Department of Prosthodontics, Saveetha Dental College and Hospitals, Saveetha Institute of Medical and Technical Sciences, Chennai, India,
Email: dhanrajmganapathy@yahoo.co.in

³ Senior Lecturer, Department of Prosthodontics, Saveetha Dental College and Hospitals, Saveetha Institute of Medical and Technical Sciences, Chennai, India.

(Tunbridge et al., 1977). Thyroid disease can be broadly classified into two types hyperthyroidism and hypothyroidism. Both the mentioned conditions are a threat to human well being. Hypothyroidism is the more common type of thyroid dysfunction. It is defined as failure of the thyroid gland to produce sufficient thyroid hormone to meet the metabolic demands of the body. It may be congenital or acquired, primary or secondary, chronic or transient. However in this study we focus on hyperthyroidism. As mentioned earlier hyperthyroidism is not as common as hypothyroidism and thus the importance to evaluate the current understanding in hyperthyroidism becomes necessary. (Dutta et al., 2008)

Hyperthyroidism is some of the time alluded to as thyrotoxicosis. It is described by hypermetabolism and rise of free thyroid hormones in the serum. There is expansion of the thyroid organ much of the time and exophthalmos (protruding eyes). The commonness of hyperthyroidism in network based examinations has been assessed at 2 percent for ladies and 0.2 percent for men. Around 15 % of the instances of hyperthyroidism happen in patients more established than 60 years. which appears there is an expansion in chance with increment in age. (Rangappa et al., 2015)

More established patients frequently present with a scarcity of great signs and manifestations, which can make the conclusion more difficult (Srivastava et al., 2014). Thyroid storm is an uncommon introduction of hyperthyroidism and is viewed as a crisis condition that may happen after a distressing disease in a patient with untreated or undertreated hyperthyroidism and is described by daze, serious tachycardia, fever, regurgitating, loose bowels, and dehydration. (Mansourghanaie et al., 2018)

In this investigation we center around the consciousness of hyperthyroidism among dental students. As dental specialists we ought to know about the oral indications of these patients before beginning treatment of thyroid patients. This mindfulness is significant for two fundamental reasons : the dental specialist is in close contact with the patients and can analyze the beginning stage of the ailment or even undiscovered patients. Besides, and progressively significant it can forestall expected inconvenience during the treatment of such patients. Oral indications in thyroid patients is one approach to perceive undiscovered patients. Signs, for example, lichen planus, dry mouth, periodontal ailment and so forth is a marker of this condition and its chance. (Rodríguez et al., 2014; Solanki, 2014)The communication of the dental specialist and endocrinologist is fundamental and convenient follow up of such patients helps in the control of the potential intricacies during dental treatment(Klein,1990; Vlad et al., 2016)

When all is said in done hyperthyroidism isn't as basic of the two thyroid issue and consequently its mindfulness and acknowledgment may end up being moving attributable to the numerous undiscovered cases. This demonstrates the need to comprehend this condition and realize mindfulness with respect to hyperthyroidism. This study was done with aim to assess the awareness on hyperthyroidism among dental students.

Material and methods

Sample size of the respondents were 100 dental students. No bias was done in choosing volunteers for this study. Method: This is a questionnaire based study. An online survey website was used to distribute the survey. Pretested and validated questionnaire consisted of 10 questions testing awareness on hyperthyroidism amongst dental students.

The Questions regarding recognition of condition, adverse effects and prevalence rate were included in the survey. Data was collected, analysed and tabulated. Before any positive impact has to be brought about, the current situation has to be assessed in order to visualise the severity of the problem, hence this study is aimed at determining the Awareness of dental students in relation to hyperthyroidism.

Results and Discussion

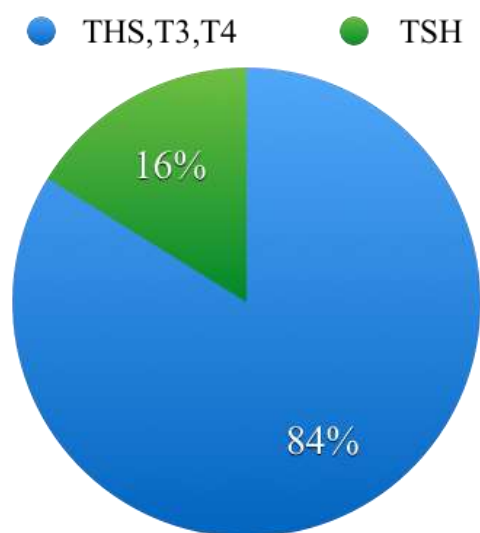


Chart 1: chart shows the test for diagnosis of hyperthyroidism as perceived by dental students

- burning mouth syndrome, osteoporosis of jaws and periodontal disease
- osteoporosis of jaws

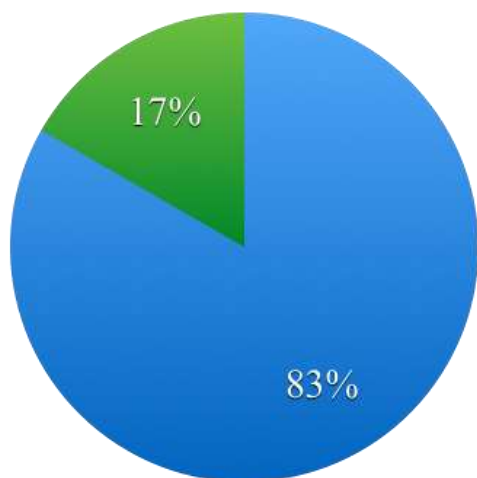


Chart 2: chart shows the oral manifestations caused by hyperthyroidism as perceived by dental students.

- graves disease
- graves disease ,thyrotoxicosis and thyroid storm
- thyroid storm

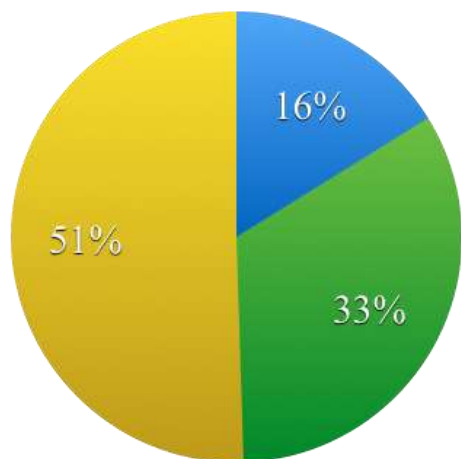


Chart 3: chart shows the emergency condition caused by hyperthyroidism as perceived by dental students.

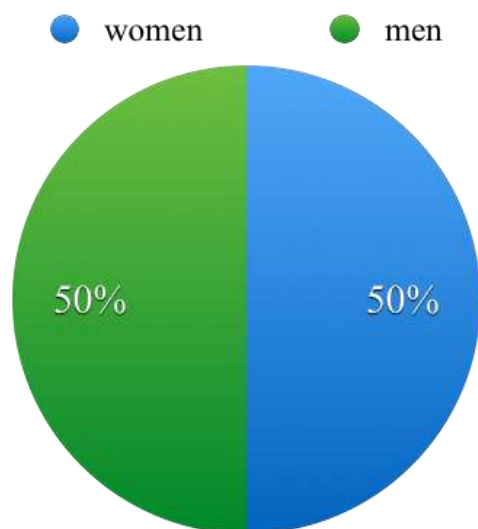


Chart 4: chart shows the distribution of hyperthyroidism as perceived by dental students, which is 50% men and 50% women

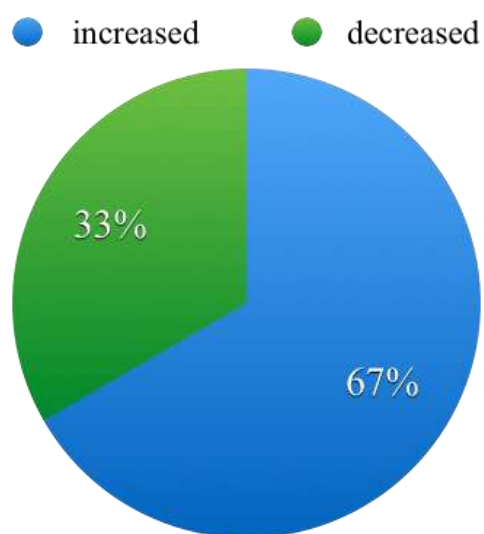


Chart 5: graph showing the percentage of TSH levels in hyperthyroidism as perceive by dental students

Results and Discussion

This study was done to assess the current understanding of hyperthyroidism in a dental setup. It is important to be able to recognize the symptoms of hyperthyroidism as a number of people go undiagnosed with the condition and the complication if present is difficult to handle. This study looked at various aspects of hyperthyroidism mainly its prevalence, recognition, emergency condition and practices during treatment.

The responses have been collected and analyzed.

From chart 1 it can be understood that a majority of the students 83% consider TSH, T3 and T4 to be important in the diagnosis of hyperthyroidism. Although this is true to the most part, TSH alone can also be used as an indicator. As mentioned earlier in the study hyperthyroidism is not as common as hypothyroidism and thus its awareness is effected, and difficulty in its diagnosis persists amongst the dental community, dentists may come across hyperthyroid patients who are not aware of the condition themselves and thus dentists can play a major role in helping patients get diagnosed and manage their condition by referring them to a specialist.

Thyroid storm is when there is excessive amounts of thyroid hormone in the body leading to severe complications. Although not ideal a good percentage of dentist are aware of the emergency complication and awareness is necessary amongst the dental students community. Lastly looking at the oral complications of hyperthyroidism a significant majority 83.3% consider osteoporosis of the jaws, burning mouth syndrome and periodontal disease to be among the major complications of hyperthyroidism which is correct, however a minority of 17% consider osteoporosis of the jaws to be the major oral manifestation[Chart 2], this shows the need for awareness of the relationship between thyroid disorder and periodontal disease which is significant.

Volunteers were asked about the emergency complication that can occur in hyperthyroid patients, majority of them 50% answered correctly, Thyroid storm as shown in Chart 3.

Hyperthyroidism is more common in women as established by various studies, however half the volunteers of this study consider men to be more affected with this condition as shown in chart 4. As dentist it is important we know to recognize this condition in order to prevent its complications that could be induced by us as health care workers.

Hyperthyroidism is when there are too many thyroid hormones in the body causing an imbalance thus leading to the complications. To counteract this imbalance the pituitary gland reduces the production of TSH in order to contain the production of T3 and T4. Thus hyperthyroid patients often present with low levels of TSH. The chart 5 shows that only 33% of the volunteers were aware of this.

This study shows that there is acceptable knowledge on hyperthyroidism amongst dental students however there is need to increase the recognition and management of the condition

Dental treatment modifications may become necessary for patients who are under medical management for thyroid disorder and follow-up for a thyroid condition even though there are no direct life threatening condition. Stress reduction is necessary as hyperthyroid patients are often highly anxious, awareness of drug side effects or interactions, and a keen eye for presence of signs or symptoms of hormone toxicity are among the

responsibilities of the oral health care provider (Rodríguez et al., 2014; Srivastava et al., 2014). Whenever dental care is being provided to a patient with thyroid imbalance, the aim is to have therapeutic strategies which are compatible with the patient's physical and emotional ability to avoid any complications during the dental treatment procedures being planned in the dental office.

Conclusion

It is found from this study that there is acceptable knowledge on hyperthyroidism amongst dental students however there is need to increase the recognition and management of the condition. Dental treatment modifications may become necessary for patients who are under medical management for thyroid disorder and follow-up for a thyroid condition even though there are no direct life threatening condition.

Funding support:

The authors declare that they have no funding support for this study

Conflict of Interest:

The authors declare that they have no conflict of interest

References

1. Dutta, P., Bhansali, A., Masoodi, S., Bhadada, S., Sharma, N., & Rajput, R. (2008). Predictors of outcome in myxoedema coma: a study from a tertiary care centre. In *Critical Care* (Vol. 12, Issue 1, p. R1). <https://doi.org/10.1186/cc6211>
2. Klein, I. (1990). Thyroid hormone and the cardiovascular system. In *The American Journal of Medicine* (Vol. 88, Issue 6, pp. 631–637). [https://doi.org/10.1016/0002-9343\(90\)90531-h](https://doi.org/10.1016/0002-9343(90)90531-h)
3. Mansourghanaie, M., Kazemnejad, E., Asgari, S. A., Azadian, N., Reproductive Health Research Center, Alzahra Hospital, Guilan University of Medical Sciences, Rasht, Iran, Departement of Biostatistics, School of Medicine, Guilan University of Medical Sciences, Rasht, Iran, Department of Urology, School of Medicine, Guilan University of Medical Sciences, Rasht, Iran, ... Iran. (2018). Comparison of Creatinine and AST Level Changes in Patients with Ectopic Pregnancy Which Receiving Double and Multiple Doses of Methotrexate. In *Journal of Ardabil University of Medical Sciences* (Vol. 18, Issue 3, pp. 332–340). <https://doi.org/10.29252/jarums.18.3.332>
4. Rangappa, P., Jacob, I. P. R., Janakiraman, R., Rao, K., & Murthy, T. (2015). Myxoedema coma in adults: Experience from a tertiary referral hospital intensive care unit. In *Indian Journal of Anaesthesia* (Vol. 59, Issue 5, p. 315). <https://doi.org/10.4103/0019-5049.156889>
5. Rodríguez, M. E. R., Reynoso Rodríguez, M. E., Monter García, M. A., & Flores, I. S. (2014). Hipotiroidismo congénito y sus manifestaciones bucales. In *Revista Odontológica Mexicana* (Vol. 18, Issue 2, pp. 132–137). [https://doi.org/10.1016/s1870-199x\(14\)72063-4](https://doi.org/10.1016/s1870-199x(14)72063-4)

6. Solanki, J. (2014). Oral Manifestations of Hypothyroidism: A Case Report. In *JOURNAL OF CLINICAL AND DIAGNOSTIC RESEARCH*. <https://doi.org/10.7860/jcdr/2014/8905.4379>
7. Srivastava, S., Suma, G., Lakhanpal, M., & Dhillon, M. (2014). Orofacial manifestations of congenital hypothyroidism: Clinicoradiological case report. In *Journal of Indian Academy of Oral Medicine and Radiology* (Vol. 26, Issue 1, p. 111). <https://doi.org/10.4103/0972-1363.141876>
8. Taylor, P. N., Albrecht, D., Scholz, A., Gutierrez-Buey, G., Lazarus, J. H., Dayan, C. M., & Okosieme, O. E. (2018). Global epidemiology of hyperthyroidism and hypothyroidism. *Nature Reviews. Endocrinology*, 14(5), 301–316.
9. Tunbridge, W. M. G., Evered, D. C., Hall, R., Appleton, D., Brewis, M., Clark, F., Grimley Evans, J., Young, E., Bird, T., & Smith, P. A. (1977). THE SPECTRUM OF THYROID DISEASE IN A COMMUNITY: THE WHICKHAM SURVEY. In *Clinical Endocrinology* (Vol. 7, Issue 6, pp. 481–493). <https://doi.org/10.1111/j.1365-2265.1977.tb01340.x>
10. Vanderpump, M. P., Tunbridge, W. M., French, J. M., Appleton, D., Bates, D., Clark, F., Grimley Evans, J., Hasan, D. M., Rodgers, H., & Tunbridge, F. (1995). The incidence of thyroid disorders in the community: a twenty-year follow-up of the Whickham Survey. *Clinical Endocrinology*, 43(1), 55–68.
11. Vlad, R., Panainte, I., Stoica, A., & Monea, M. (2016). The Prevalence of Oral Leukoplakia: Results From a Romanian Medical Center. In *European Scientific Journal, ESJ* (Vol. 12, Issue 27, p. 12). <https://doi.org/10.19044/esj.2016.v12n27p12>