

# AWARENESS ON NOOTROPIC HERBS AMONG DENTAL STUDENTS HERBAL NOOTROPIC AGENTS

Denesh Raj<sup>1</sup>, Nithyanandham Masilamani<sup>2</sup>, Dhanraj Ganapathy<sup>3</sup>

## Abstract

*Nootropics herb constitutes of compounds that enhance cognitive performance by increasing mental functions memory, creativity, motivation, and attention eventually causing individuals to be much alert and focused. These nootropic herbs tend to enhance the brain performances. To assess the awareness on nootropic herbs among dental students. A cross sectional study was done with a self-administered questionnaire with 10 questions circulated among 100 dental students. The questionnaire assessed the awareness on pharmacological properties, traditional uses, medicinal uses and memory enhancing function of the nootropic herbs from ayurvedic pharmacopoeia. The responses were recorded and analysed. 17% were aware of nootropic herbs. 5% were aware of their pharmacological properties. 3% were aware about traditional uses. 3 % aware about medicinal uses. 12% were aware of memory enhancing function. The awareness of nootropic herbs usage in clinical practice among dental students was found to be low in this study. Our findings emphasize the importance of incorporating several educational and training programs to dental students to sensitize them to look for alternative and herbal medicines in the treatment of diseases.*

**Keywords:** Awareness, nootropic drugs, dental students

## Introduction

Nootropics herb intensifies that upgrade psychological execution by expanding mental capacities, memory, inventiveness, inspiration, and consideration in the long run making people be a lot of caution and focussed. These nootropic herbs will in general influence the mind exhibitions by means of a few components and pathways, for example, dopaminergic pathway and a few examinations detailed has demonstrated to have

---

<sup>1</sup> Undergraduate student, Department of Prosthodontics, Saveetha Dental College and Hospitals, Saveetha Institute of Medical and Technical Sciences, Chennai, India

<sup>2</sup> Tutor, Department of Prosthodontics, Saveetha Dental College and Hospitals, Saveetha Institute of Medical and Technical Sciences, Chennai, India.

<sup>3</sup> Corresponding Author: Professor & Head of Department, Department of Prosthodontics, Saveetha Dental College and Hospitals, Saveetha Institute of Medical and Technical Sciences, Chennai, India.

impact in cerebrum exercises, for example, on rewarding memory issue, for example, Alzheimer's ailment, Parkinson's ailment, Huntington's maladies and other mental related issue which are accepted to disable the pathways and systems as referenced previously. Nonetheless, these days with the present consistently developing innovation, current science has been a partner and joining some intellectual advantages notwithstanding ever more secure, cleaner and much successful current assembling methods completely using these nootropic herbs(Gajarmal et al., 2020; Rashmi et al., 2017).

Nootropic herb is additionally normally known as smart drug, mind supporter or memory enhancing drug at the end of the day dependable to improve the cerebrum exercises, subjective execution which prompts very much kept up mental execution inevitably by enhancing in a few perspectives, for example, memory, inspiration, focus and consideration.(Pal et al., 2019) By and by, the investigation of restorative plants internationally for improving subjective capacity (nootropic herbs) is on the ascent because of their less unfavorable impacts contrasted with regular drugs. Ayurveda gives a rundown of herbs referred to for its nootropic movement just as their multi-reason utility in numerous conditions(Dixit et al., 2018; Nariyal et al., 2017) .This study was done with aim to assess the awareness on nootropic herbs among dental students.

### Materials and method

A cross sectional study was done with a self-administered questionnaire with 10 questions circulated among 100 dental students. The questionnaire assessed the awareness about nootropic herbs, their pharmacological properties, traditional uses, medicinal uses and memory enhancing function of the nootropic herbs from ayurvedic pharmacopoeia. The responses were recorded and analysed.

### Results

17% were aware of nootropic herbs (Fig 1).5% were aware of their pharmacological properties (Fig 2).3% were aware about traditional uses (Fig 3). 3 % aware about medicinal uses(Fig 4) 12%were aware of memory enhancing function (Fig 5).

Fig 1: Awareness of nootropic herbs

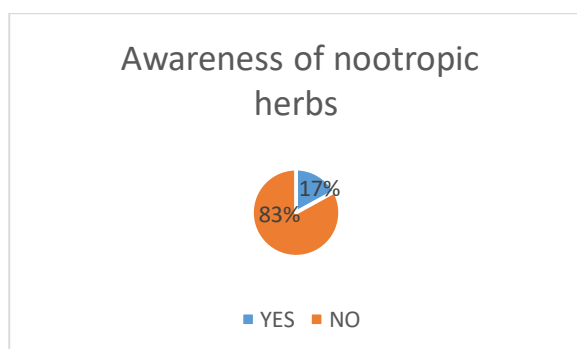


Fig 2: Awareness of pharmacology of nootropic herbs

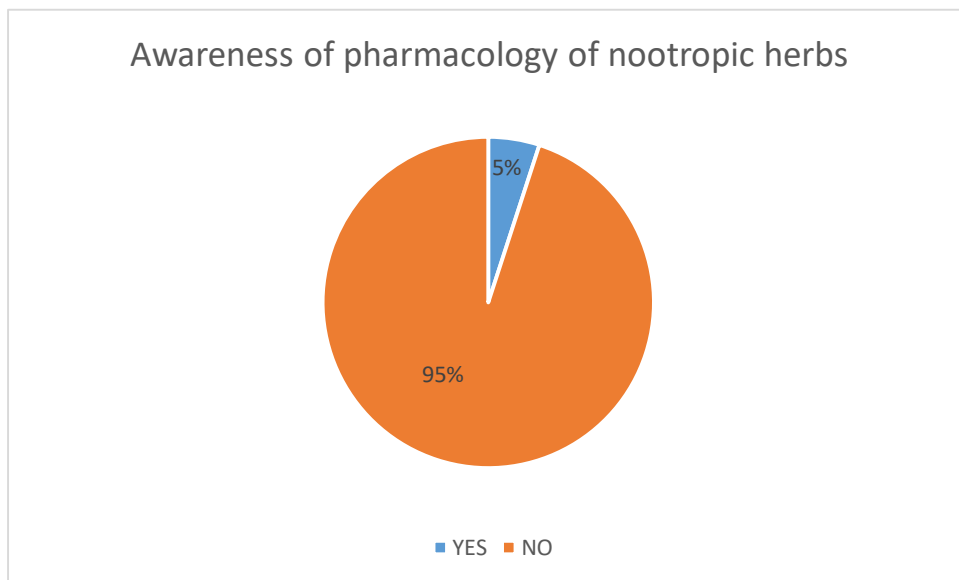


Fig 3: Awareness of traditional uses of nootropic herbs

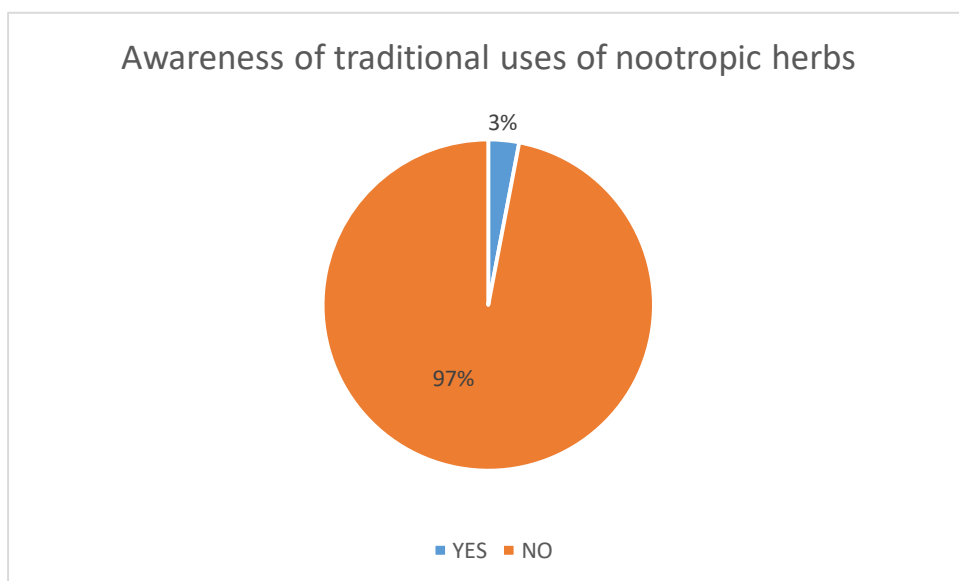


Fig 4: Awareness of medicinal uses of nootropic herbs

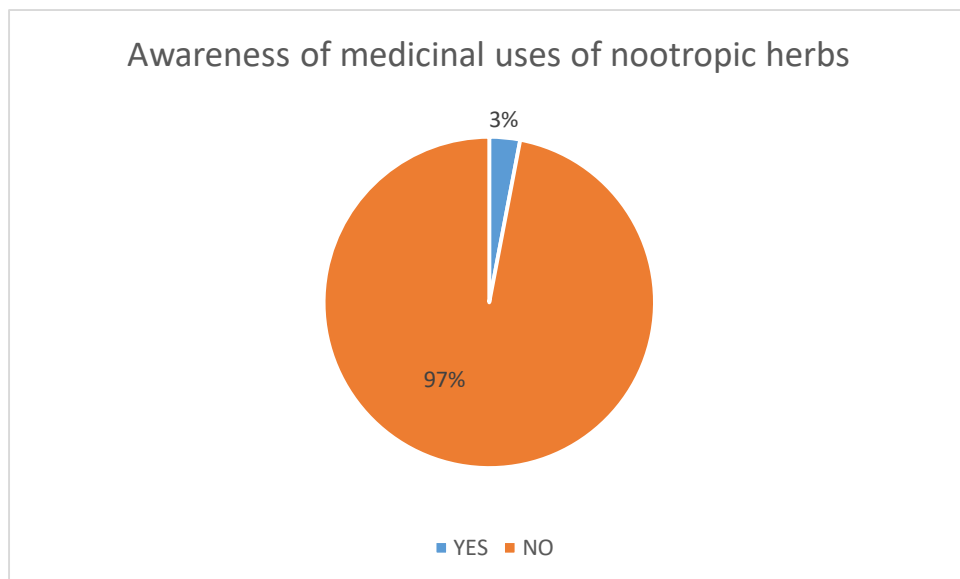
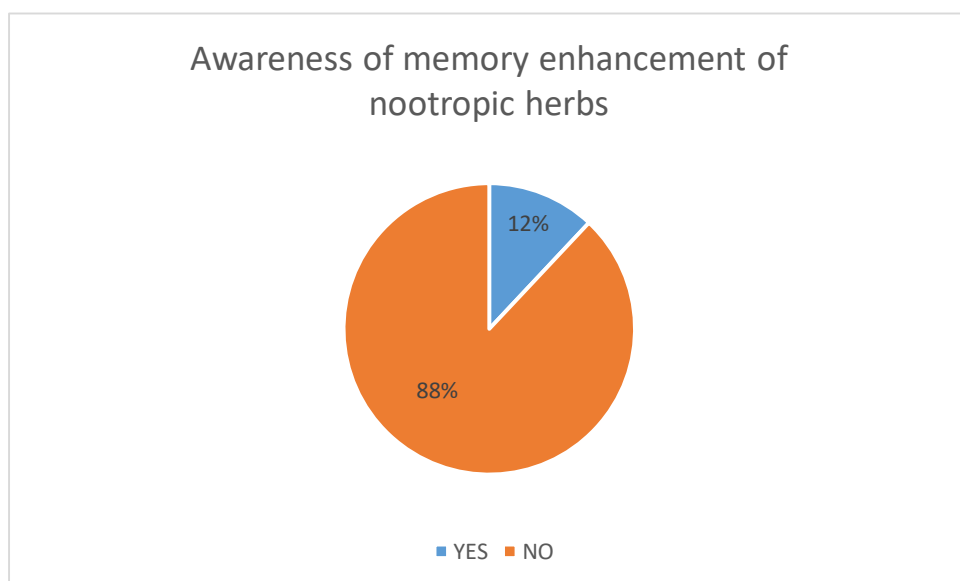


Fig 5: Awareness of memory enhancement of nootropic herbs



## Discussion

Nootropics, also known as smart drugs comes from the Greek words “noos” (mind) and “tropos” (growing), are supplements that enhance the many functions (cognition, intelligence, memory, attention, concentration, and motivation) of the human brain.(Dixit et al., 2018) They are known to alter the neurochemicals (enzymes, neurotransmitters and hormones) inside the brains Nootropic herbs are group of medicinal plants described in Ayurveda with much benefits, specifically to improve memory and intellect. In this article, nootropic herbs we discuss about are *Bacopa Monniera*, *Ginkgo Biloba*, *Acorus Calamus Linn*, *Rhodiola Rhosea* and *Celastrus Paniculatus* which acts as vasodilator against the small arteries and veins in the brain besides increasing the blood circulation to the brain besides supplementing the brain with important nutrients, energy providing extra oxygen supply to the brain.(Sharma & Bhardwaj, 2020)The brain on the other hand will be able to generate energy from the glucose burned which are crucial for the repair of cells, maintenance, electrical and neurotransmitter functional purposes besides being able to soothe the inflammation in the brain, act as a shield and protection of brain from toxin infections and minimizing brain aging. As a result, the brain activities and performance will be stimulated, improving cognitive skills such as thinking and memory abilities.(Ramakrishna & Roshchina, 2018)

Herbal concentrates are viewed as more secure contrasted with the cutting edge drugs with less reactions whereby as per the Ancient Ayurvedic documentations, *Bacopa monniera* are strongly prescribed to treat subjective issues, for example, inadequate concentration and focus, tension and poor engine aptitudes. In any case, because of the great wellbeing profiles, *Bacopa monniera* are recommended to be incorporated into the advanced drugs and therapeutic framework particularly in the treatment of Alzheimer's and Dementia, upheld by explores and in vivo investigations by means of the instrument of decrease of beta-amyloid stores in creature models which demonstrates its oddities to be commendable investigated upon human clinical studies.(Alaoui-Jamali, 2010)*Ginkgo biloba* then again was utilized in antiquated days as a treatment for infirmity in maturing which has extra advantage which is to build the life expectancy of the client other than rewarding psychological issue which was assumed through the impedance with mitochondria dysregulation which can likewise be the thinking used to treat Alzheimer's disease.(Sen & Chakraborty, 2019; Sivarajan & Balachandran, 1994).

*Acorus calamus* plant got from the group of Araceae is commonly rehearsed in Ayurveda, Siddha, and Homeopathy was generally used to treat different human mental afflictions, for example, epilepsy, schizophrenia and memory disorders.*Rhodiola* species is a tough perpetual utilized customarily by the Viking those days for reinforce body and safe framework to help the extended periods of time of work and substantial work.(Lee et al., 2000) Besides, *Rhodiola* additionally lessens the free radicals and drugs actuated subjective harm and neuronal wounds influencing the mind execution prompting the psychological issue inevitably. There is proof of studies that *Rhodiola* species improves the psychological work limit just as regularly used to control depression(Chaudhury & Rafei, 2002; Choe et al., 2012).

*Celastrus paniculatus* is utilized generally for acumen incitement and furthermore to hone the memory by the extraction of seeds and oil where various alkaloids, for example, celastrine and paniculatin are found while the seeds are lavishly created with unsaturated fats.(Dangwal & Singh, 2016) These days, the crude material is frequently remembered for the promoted tonic items for mind as it shows a successful restorative impact on the focal sensory system improving the psychological state, learning and memory process in intellectually impeded

youngsters, used to treat consideration shortage issue (ADH), uneasiness particularly among kids. ( Moola & Ranjitha Kumari, 2019; Nalini et al., 1995)

The awareness of nootropic herbs usage in clinical practice among dental students was found to be low in this study. Herbal nootropics are effective options to treat brain related or mental disorders whereby both its individual and combined effects tend to increase the overall activity of the brain performance. In addition to that, the quality of good lifestyle will be ensured with appropriate nootropic herbal extract treatment to heal the cognitive conditions followed with proper diet, exercise and mindfulness to support all along. Herbal nootropics have more to offer compared to modern chemically derived drugs due to higher safety drug profile along with fewer side effects but to act equally as efficient and good as modern chemically derived drugs.

### **Conclusion**

The awareness of nootropic herbs usage in clinical practice among dental students was found to be low in this study. Our findings emphasize the importance of incorporating several educational and training programs to dental students to sensitize them to look for alternative and herbal medicines in the treatment of diseases.

### **Funding Support**

The authors declare that they have no funding support for this study.

### **Conflict of Interest**

The authors declare that they have no conflict of interest.

### **Reference**

1. Alaoui-Jamali, M. (2010). *Alternative and Complementary Therapies for Cancer: Integrative Approaches and Discovery of Conventional Drugs*. Springer Science & Business Media.
2. Chaudhury, R. R., & Rafei, U. M. (2002). *Traditional Medicine in Asia*. SEARO Regional Publications.
3. Choe, K. I., Kwon, J. H., Park, K. H., Oh, M. H., Kim, M. H., Kim, H. H., Cho, S. H., Chung, E. K., Ha, S. Y., & Lee, M. W. (2012). The Antioxidant and Anti-inflammatory Effects of Phenolic Compounds Isolated from the Root of *Rhodiola sachalinensis* A. BOR. In *Molecules* (Vol. 17, Issue 10, pp. 11484–11494). <https://doi.org/10.3390/molecules171011484>
4. Dangwal, L. R., & Singh, A. (2016). Growth pattern of *Celastrus paniculatus* Willd. in two different habitats of district Tehri Garhwal, Uttarakhand (India). In *Journal of Applied and Natural Science* (Vol. 8, Issue 1, pp. 310–313). <https://doi.org/10.31018/jans.v8i1.792>
5. Dixit, A. K., (Homoeopathy), C., Wing, H., Clinic, A. W., Estate, 's, New Delhi, Fatima, L., Bhadula, A. K., Janani, L., Hasan, I., Saraswat, D., Soni, K., Dhiman, A., Thakur, T., (Unani), C., Wing, U., Clinic, A. W., Estate, 's, New Delhi, ... New Delhi. (2018). Case Reports of Ayurveda, Yoga & Naturopathy, Unani, Siddha and Homoeopathy from AYUSH Wellness Clinic. In *International Journal of Advanced Ayurveda*,

- Yoga, Unani, Siddha and Homeopathy* (Vol. 7, Issue 1, pp. 471–487).  
<https://doi.org/10.23953/cloud.ijaayush.351>
6. Gajarmal, A. A., Research Officer (Ayu), Collaborative Research Centre for Veterinary Ayurveda (C. R. C. V. A. under C. C. R. A. S., Ministry of AYUSH, Govt. of India, New Delhi), G.A.D.V.A.S.U., Ludhiana, Punjab, India, Shantilal, M. S., Rath, S., Research Officer (Ayu), Collaborative Research Centre for Veterinary Ayurveda (C. R. C. V. A. under C. C. R. A. S., Ministry of AYUSH, Govt. of India, New Delhi), G.A.D.V.A.S.U., Ludhiana, ... India. (2020). Ayurveda herbs in the flora of Punjab (India) with special reference to Bhavprakasha Nighantu - A review. In *The Journal of Phytopharmacology* (Vol. 9, Issue 1, pp. 67–75). <https://doi.org/10.31254/phyto.2020.9111>
  7. Lee, M.-W., Lee, Y.-A., Park, H.-M., Toh, S.-H., Lee, E.-J., Jang, H.-D., & Kim, Y.-H. (2000). Antioxidative phenolic compounds from the roots of *Rhodiola sachalinensis* A. Bor. In *Archives of Pharmacal Research* (Vol. 23, Issue 5, pp. 455–458). <https://doi.org/10.1007/bf02976571>
  8. Moola, A. K., & Ranjitha Kumari, B. D. (2019). Direct regeneration of plantlets from shoot tip explants of a vulnerable medicinal plant *Celastrus paniculatus* Willd. In *Journal of Applied Horticulture* (Vol. 21, Issue 03, pp. 189–194). <https://doi.org/10.37855/jah.2019.v21i03.32>
  9. Nalini, K., Karanth, K. S., Rao, A., & Aroor, A. R. (1995). Effects of *Celastrus paniculatus* on passive avoidance performance and biogenic amine turnover in albino rats. *Journal of Ethnopharmacology*, 47(2), 101–108.
  10. Nariyal, V., Research Officer (Ayu. ), Regional Ayurveda Research Institute for Nutritional Disorders, CCRAS, Ministry of AYUSH, Mandi, HP., Sharma, P., Scholar, P. D., Dept. of Stree & Prasuti Tantra, National Institute of Ayurveda, Jaipur, & Rajasthan. (2017). KANCHNAR (*BAUHINIA VARIEGATA*) AS A MEDICINAL HERB: A SYSTEMATIC REVIEW. In *International Journal of Advanced Research* (Vol. 5, Issue 9, pp. 587–591). <https://doi.org/10.21474/ijar01/5364>
  11. Pal, P. P., Research Officer / Scientist -, Regional Research Institute for Homoeopathy, Tripura under Central Council for Research in Homoeopathy, Central Council for Research in Homoeopathy, New Delhi – Ministry of AYUSH, Government of India, Ningthoujam, G., Research Scientist, Regional Research Institute for Homoeopathy, Tripura under Central Council for Research in Homoeopathy, Central Council for Research in Homoeopathy, New Delhi – Ministry of AYUSH, & Government of India. (2019). Research Review of Genus *Epidemicus*. In *International Journal of Advanced Ayurveda, Yoga, Unani, Siddha and Homeopathy* (Vol. 8, Issue 1, pp. 545–550). <https://doi.org/10.23953/cloud.ijaayush.398>
  12. Ramakrishna, A., & Roshchina, V. V. (2018). *Neurotransmitters in Plants: Perspectives and Applications*. CRC Press.
  13. Rashmi, P., Scholar, P. D., P. G. Dept. of Dravyaguna Vigyan, National Institute of Ayurveda, & Jaipur. (2017). Anti diabetic potential of some selected traditionally used Medicinal Plants in Western Ghats of India w.s.r to Prameha. In *International Journal of Ayurvedic and Herbal Medicine*. <https://doi.org/10.18535/ijahm/v7i4.05>
  14. Sen, S., & Chakraborty, R. (2019). *Herbal Medicine in India: Indigenous Knowledge, Practice, Innovation and its Value*. Springer Nature.

15. Sharma, C., & Bhardwaj, S. (2020). "All India AYUSH post graduation entrance exam - Right method to choose the right minds for Ayurveda?" In *Journal of Ayurveda and Integrative Medicine*. <https://doi.org/10.1016/j.jaim.2019.12.002>
16. Sivarajan, V. V., & Balachandran, I. (1994). *Ayurvedic Drugs and Their Plant Sources*. Oxford and IBH Publishing.